



Star point snubber with excellent attenuation to reduce dV/dt

Datasheet 3/2019


FINSTP.(068 - 100).M100
FEATURES

- Reduces dV/dt star point -PE
- Protects motor windings, insulation and bearings
- Remote contact indicator
- Compact dimension due to the parallel installation

MARKETS

- Large motors
- Spindle motors
- Long cable applications with variable frequency drives or servo drives

APPROVALS:

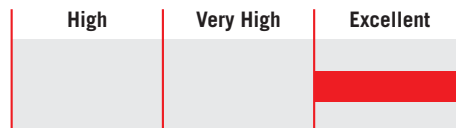
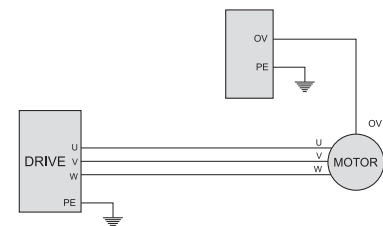
 UL508
CSA C22.2

BENEFITS

- Very low power loss
- Over temperature protection
- Easy installation
- Only one model for unlimited HP motors

ORDERING CODE

FINSTP	.068	.M100	.A
Model	Impedance	-	Fan nominal voltage
			A = 24Vdc
			B = 24Vac
			C = 110Vac
			D = 220Vac

ATTENUATION INDICATOR

ELECTRIC DIAGRAM

TECHNICAL SPECIFICATIONS

Nominal voltage	0 / 600 Vac
Frequency	50 – 1000 Hz
Rated current	Unlimited
Carrier frequency (PWM)	Not applicable
Max peak voltage phase to phase	3000V
Max peak voltage phase to ground	3500V
Max power dissipation	250W
Fan dissipation	20W
IP protection	IP20
Climatic class	-40 / +85° C
MTBF at 40°C	250.000 Hrs.

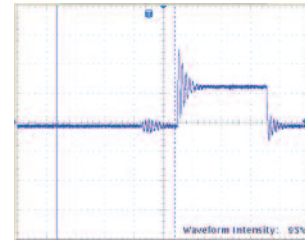
ELECTRICAL CHARACTERISTICS

FINSTP	Nominal Voltage AC (Vac)	Drive Carrier Frequency (kHz)	Power Loss at 100Hz (W)
.068.M100	600	<5	200
.100.M100	600	<5	200

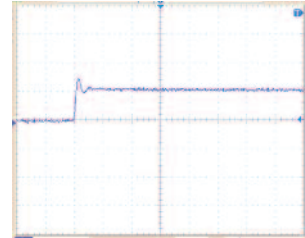
CONNECTIONS

Solid Cable (mm ²)	LINE		PE
	Stranded Cable (mm ²)	Terminal Block Torque (Nm)	Torque (Nm)
10-50	10-50	4.0	6
10-50	10-50	4.0	6

TYPICAL MEASUREMENT



Typical measurement of dv/dt without snubber installed



Typical measurement of dv/dt with snubber installed

MECHANICAL DIMENSIONS mm

FINSTP	A	B	C	D	E	F	G	H	I	J	M	L	Weight Kg.	Case
.068.M100	190	167	185.5	125	110	83	105	5.4	4	8.5	10	20	4	1
.100.M100	190	167	185.5	125	110	83	105	5.4	4	8.5	10	20	4	1

CASE 1

