FIN1351

Three Phase Filter

ELECTRIC CHARACTERISTICS

Nominal voltage	**0/480 VAC - 50/60 Hz**
Phase to phase test voltage	**2200 VDC (2 s)**
Phase to ground test voltage	**2900 VDC (2 s)**
Climatic class	**– 40 / +85 °C**

RoHS

FIN1351	Rate Current (A) 40°C (50°C)	∑ Cx (nF) ± 5%	Cy (nF) ± 5%	L1 (mH) ± 10%	Power Loss (W)
.006.M	6	450	22	0.5	6
.010.M	10	450	22	0.5	8
.016.M	16	450	22	0.5	10
Total leakage current at 230 V phase to ground 50 Hz / 40°C					**Nominal <3mA** **Worst condition <5mA**

MECHANICAL DIMENSIONS (mm)

FIN1351	A	B	H	N	Weight Kg	Case
.006.M	65	85	39	11	0.320	1
.010.M	65	85	39	11	0.320	1
.016.M	65	85	39	11	0.320	1

CONNECTION

Rigid Cable (mm²)	Flexible Cable (mm²)	Torque (Nm)
0.2 - 6	0.2 - 4	0.8
0.2 - 6	0.2 - 4	0.8
0.2 - 6	0.2 - 4	0.8

TYPICAL ATTENUATION

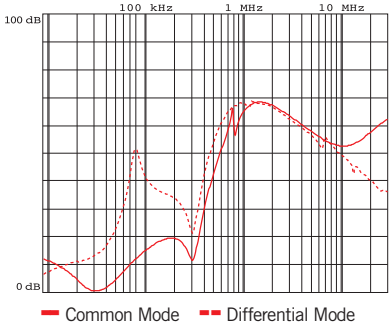

ELECTRIC DIAGRAM

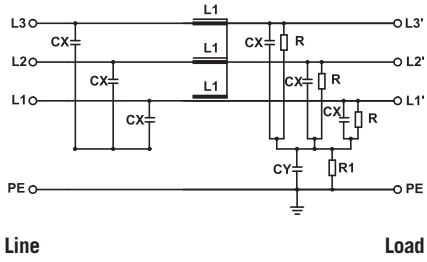
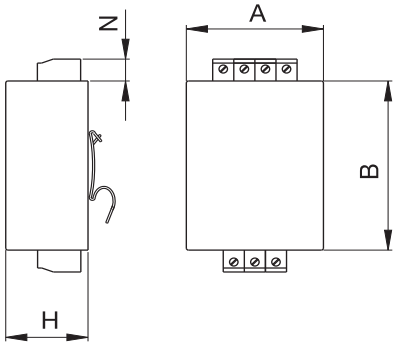
CASE 1